


Loft Shop rooflights



Designed to make optimum use of natural daylight, Loft Shop rooflights provide **up to three times more daylight** through a flat roof than a similar sized window in a vertical plane.

Key features

- Over 40 sizes available from stock
- Competitively priced
- Next day nationwide delivery on most sizes
- Patented high security factory fitted screw bolts as standard
- Range of insulated upstand curbs
- Clear or opal-diffused glazing stocked
- Polycarbonate domes are certified 'Non-Fragile'
- Wide range of ventilation options
- Delivery direct to contractor's yard or site
- Available in single, double or triple glazed
- Square, Rectangular and Circular units in stock
- CE certified to EN 1873
- Comprehensive range of proprietary accessories available.

Glazing

Choosing the correct dome

Material

Polycarbonate

- ◆ Recommended choice
- ◆ Virtually unbreakable
- ◆ Highest fire rating available
- ◆ Certified 'Non-Fragile'

Acrylic

- ◆ Economical
- ◆ Good UV resistance
- ◆ Care when specifying due to lower fire rating
- ◆ 'Fragile'

Single, double or triple-glazed

Single glazed



- ◆ Suitable for unheated areas
- ◆ Specify with caution

Double glazed



- ◆ Economical
- ◆ U-value (2.9W/m²K)

Triple glazed



- ◆ Best insulation (1.78 W/m²K)
- ◆ Better sound insulation
- ◆ Complies with virtually all Building Regulations


Clear or opal diffused

Clear



- ◆ Very high light transmission – up to 92%
- ◆ Direct light to area below
- ◆ Care needed to prevent 'solar-overheating'

Opal diffused



- ◆ Maintains high light transmission whilst evenly diffusing light to area below
- ◆ Increased security due to translucent finish


Special order dome options

Heat Reflect



- ◆ Reflects 100% ultraviolet light
- ◆ Solar transmission 39%
- ◆ Reflects 61% solar energy

Pyramid design

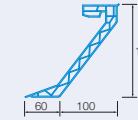


- ◆ 30° pyramid (trapezoidal when rectangular design)
- ◆ Available in most square and rectangular sizes

Upstand

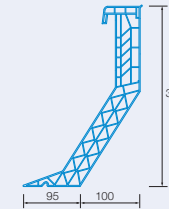
Choosing the correct curb

Curb – PVCu 150 splayed



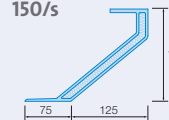
- ◆ Most popular choice
- ◆ Economical
- ◆ Insulated and thermally broken
- ◆ Can accommodate controllable trickle ventilation in side walls
- ◆ Pre-finished internally
- ◆ Suitable for most flat roof waterproofing systems

Curb – PVCu 300 splayed



- ◆ For use on insulated roofs (up to 150mm insulation)
- ◆ Excellent insulation and thermally broken
- ◆ Can accommodate controllable trickle or rotating ventilation in side walls
- ◆ Suitable for most flat roof waterproofing systems

Curb – GRP 150/s



- ◆ Recommended for use with circular units
- ◆ Good insulation and thermally broken
- ◆ Suitable for most flat roof waterproofing systems

Curb adaptors

Curb – PVCu 150 curb adaptors



- ◆ Available in vertical / splayed sides
- ◆ Excellent insulation and thermally broken
- ◆ Designed to fit most existing builder's upstand curb sizes
- ◆ Can accommodate controllable trickle or rotating ventilation

Collar – aluminium curb adaptors



- ◆ Available in vertical / splayed sides
- ◆ Insulated
- ◆ Designed to fit most existing builder's upstand curb sizes
- ◆ Can accommodate controllable trickle or rotating ventilation

Limitation on use Loft Shop rooflights and related products as described in Loft Shop literature are designed for use in normal circumstances on flat roofs up to 15° pitch. For applications in excess of 15° or in unusual circumstances (e.g. extreme temperature or climatic conditions) please refer to Loft Shop. Please note that all information supplied is based on our best knowledge and general experience. Because of factors outside our control which can affect installation and use of products, no warranty is given or implied in respect of information provided. A policy of continuous product improvement applies and Loft Shop therefore reserve the right to alter specifications without prior notice.

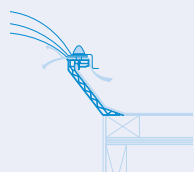
Condensation Condensation occurs where warm moist air meets cold surfaces. As warm air rises, the risk of condensation forming at rooflight level is relatively greater than at lower level. The risk can be minimised by specifying double or triple skin rooflights and insulated upstands. The provision of ventilation may also assist. However, because temperature and humidity levels are clearly beyond our control, no guarantee can be given against the formation of condensation.

Technical services Full technical literature is available on request. Advice and technical assistance is always available from Loft Shop on the application and specification of Loft Shop rooflights and accessories.

Guarantee All domed rooflights, when installed on curbs or curb adaptors and in accordance with manufacturers' instructions, are guaranteed against the effects of defective design, materials or construction for a period of ten years from date of supply by Loft Shop. Furthermore, the glazing element of all rooflights is warranted against discolouration for ten years subject to certain conditions. Further details available on request. All other products (e.g. curb adaptors, ventilation systems and other accessories) are guaranteed for 12 months from date of supply by Loft Shop.

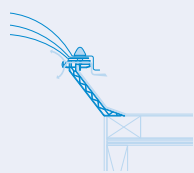
Ventilation options

Permanent




- ◆ Spacer washer between glazing and upstand curb
- ◆ Economical option
- ◆ 5-10 perimeter airspace
- ◆ Provides permanent background ventilation

Controllable trickle



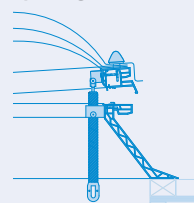
- ◆ Factory fitted
- ◆ Installed in side wall of upstand or adaptor
- ◆ Controllable trickle background ventilation
- ◆ 8000mm² ventilation area per pair

Controllable rotating



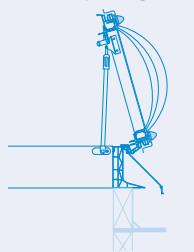
- ◆ Most effective type of fixed ventilation
- ◆ Infinitely adjustable
- ◆ Innovative insulated design
- ◆ Fitted to 2 or 4 sides of upstand or adaptors

Opening ventilation



- ◆ Manual or electric
- ◆ Up to 600mm
- ◆ Proprietary design
- ◆ Smoke ventilator range available

Access opening



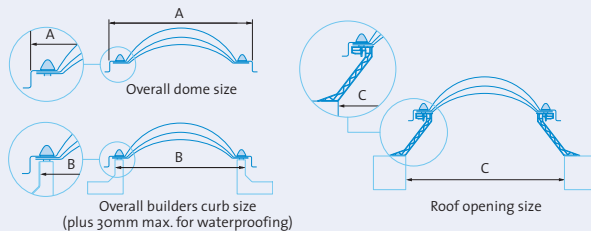
- ◆ Opens to approx 90°
- ◆ Friction and gas assisted hydraulic systems
- ◆ Lockable cockspur handle systems
- ◆ Compatible with all ventilation systems
- ◆ Solid insulated cover option

Accessories

- ◆ Security grills
- ◆ Security fixing frame
- ◆ Powered extract fans
- ◆ Smoke ventilators and control systems

Availability


Dimensions explained



Size Ref No.	Dimension A (mm)	Dimension B (mm)	Dimension C (mm)
Square rooflights			
S1	560x560	500x500	600x600
S2	660x660	600x600	700x700
S3	710x710	650x650	750x750
S4	760x760	700x700	800x800
S5	860x860	800x800	900x900
S6	910x910	850x850	950x950
S7	960x960	900x900	1000x1000
S8	1060x1060	1000x1000	1100x1100
S9	1160x1160	1100x1100	1200x1200
S10	1210x1210	1150x1150	1250x1250
S10A	1260x1260	1200x1200	1300x1300
S11	1360x1360	1300x1300	1400x1400
S12	1460x1460	1400x1400	1500x1500
S13	1560x1560	1500x1500	1600x1600
S15A	1860x1860	1800x1800	1900x1900
Rectangular rooflights			
R3	560x860	500x800	600x900
R3A	560x1160	500x1100	600x1200
R4	660x960	600x900	700x1000
R4A	660x1260	600x1200	700x1300
R4B	660x1860	600x1800	700x1900
R5	760x1060	700x1000	800x1100
R6	760x1360	700x1300	800x1400
R7	860x1160	800x1100	900x1200
R7A	860x1460	800x1400	900x1500
R7B	860x1760	800x1700	900x1800
R10A	960x1260	900x1200	1000x1300
R11	960x1460	900x1400	1000x1500
R11A	960x1860	900x1800	1000x1900
R16	1060x1360	1000x1300	1100x1400
R16A	1060x1660	1000x1600	1100x1700
R17	1160x1460	1100x1400	1200x1500
R17A	1160x1660	1100x1600	1200x1700
R18	1160x1760	1100x1700	1200x1800
R20	1160x2360	1100x2300	1200x2400
R22b	1260x1860	1200x1800	1300x1900
R22c	1260x2460	1200x2400	1300x2500
Circular rooflights			
C1	560ø	500ø	650ø
C2	660ø	600ø	750ø
C3	760ø	700ø	850ø
C4	860ø	800ø	950ø
C5	960ø	900ø	1050ø
C6	1060ø	1000ø	1150ø
C7	1160ø	1100ø	1250ø
C8	1260ø	1200ø	1350ø

Dome Rooflights

Brochure 2012



in polycarbonate
and acrylic



Website www.loftshop.co.uk
Email enquiries@loftshop.co.uk
Telephone 020 8551 5800

